

OUTBOARD PROFILE

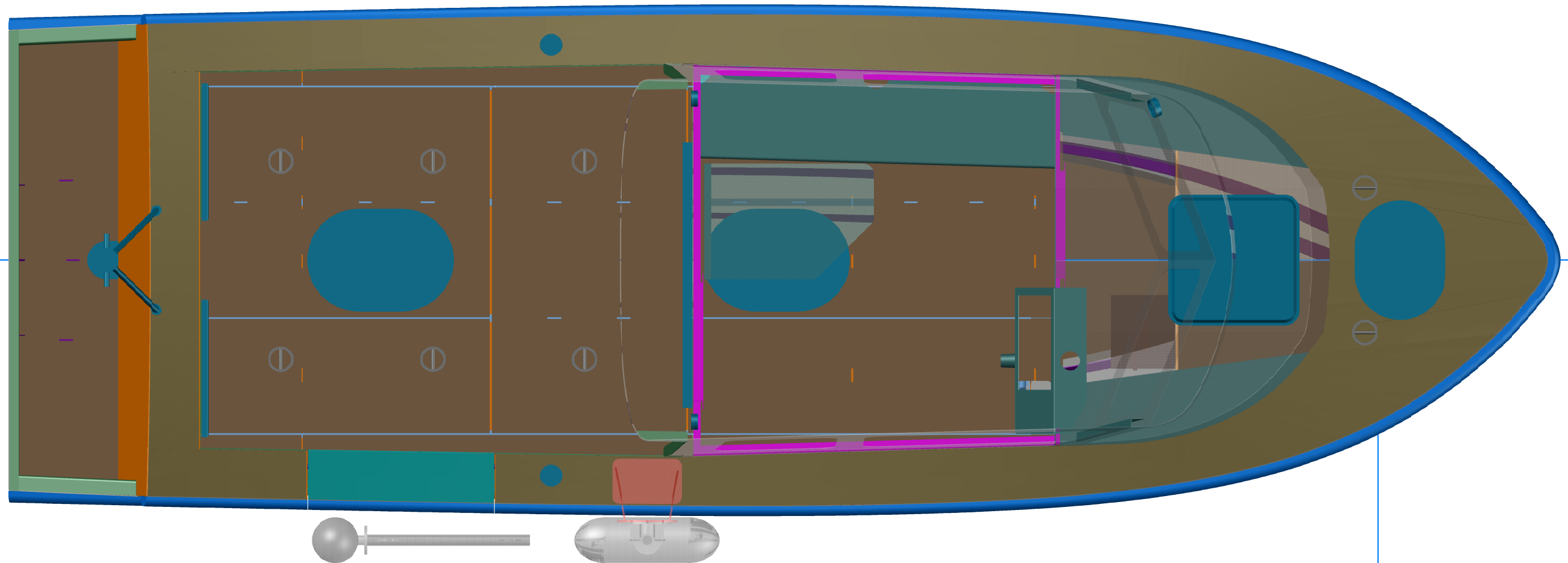
26'7" RV for URI

SCALE 1/2"=1'	DES/DWN WAL	DATE 5/14/24
------------------	----------------	-----------------

Response Marine, Inc.		REV
Newburyport, MA, www.responsemarine.com		DWG NO. 628-1-1A

This drawing and referenced information represent the intellectual property of Response Marine, Inc. Use, reproduction, or transmittal of drawings and referenced NC part files requires pre-payment of licensing fee to Response Marine, Inc. Construction of each boat and component fabrication are licensed on a per boat basis, and require proof of payment for each unit built, prior to construction. Possession of this drawing and referenced information does not constitute the right to use. Proper boat construction and outfitting requires knowledge and expertise beyond the scope of this, and other, drawings, and this knowledge and expertise is the sole responsibility of the builder.

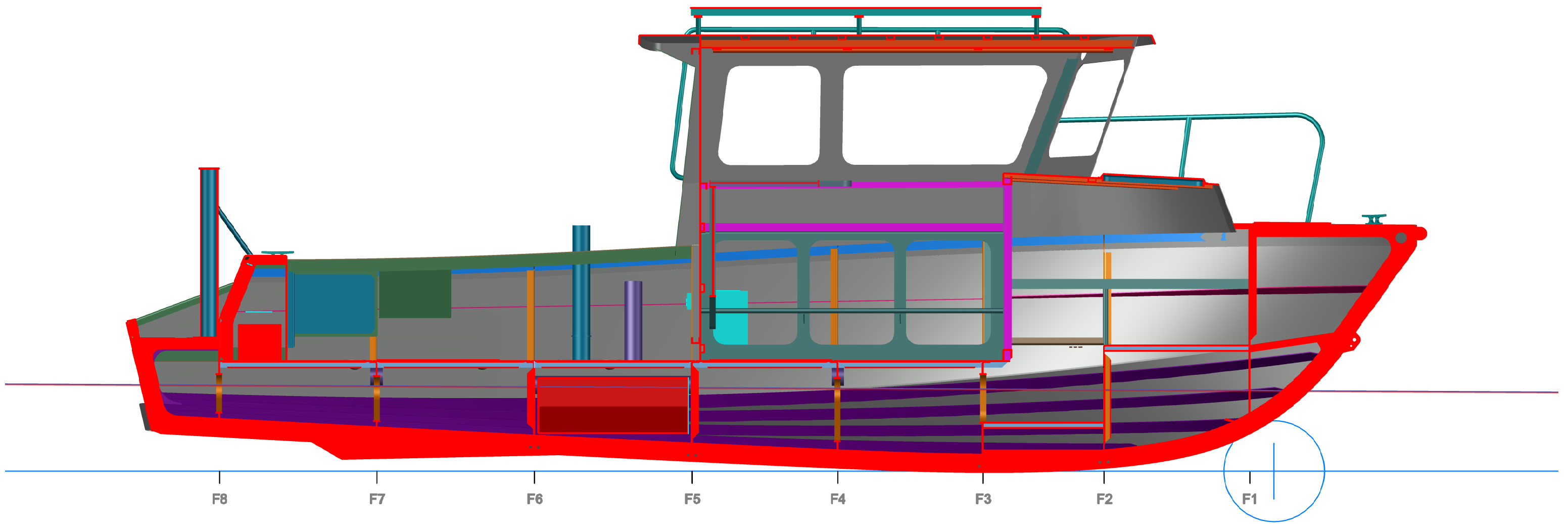
REV.	DESCRIPTION



This drawing and referenced information represent the intellectual property of Response Marine, Inc. Use, reproduction, or transmittal of drawings and referenced NC part files requires pre-payment of licensing fee to Response Marine, Inc. Construction of each boat and component fabrication are licensed on a per boat basis, and require proof of payment for each unit built, prior to construction. Possession of this drawing and referenced information does not constitute the right to use. Proper boat construction and outfitting requires knowledge and expertise beyond the scope of this, and other, drawings, and this knowledge and expertise is the sole responsibility of the builder.

REV.	DESCRIPTION

Arrangement Plan		
26'7" RV for URI		
SCALE 1/2"=1'	DES/DWN WAL	DATE 5/14/24
Response Marine, Inc.		REV
Newburyport, MA, www.responsemarine.com		DWG NO. 628-1-1C

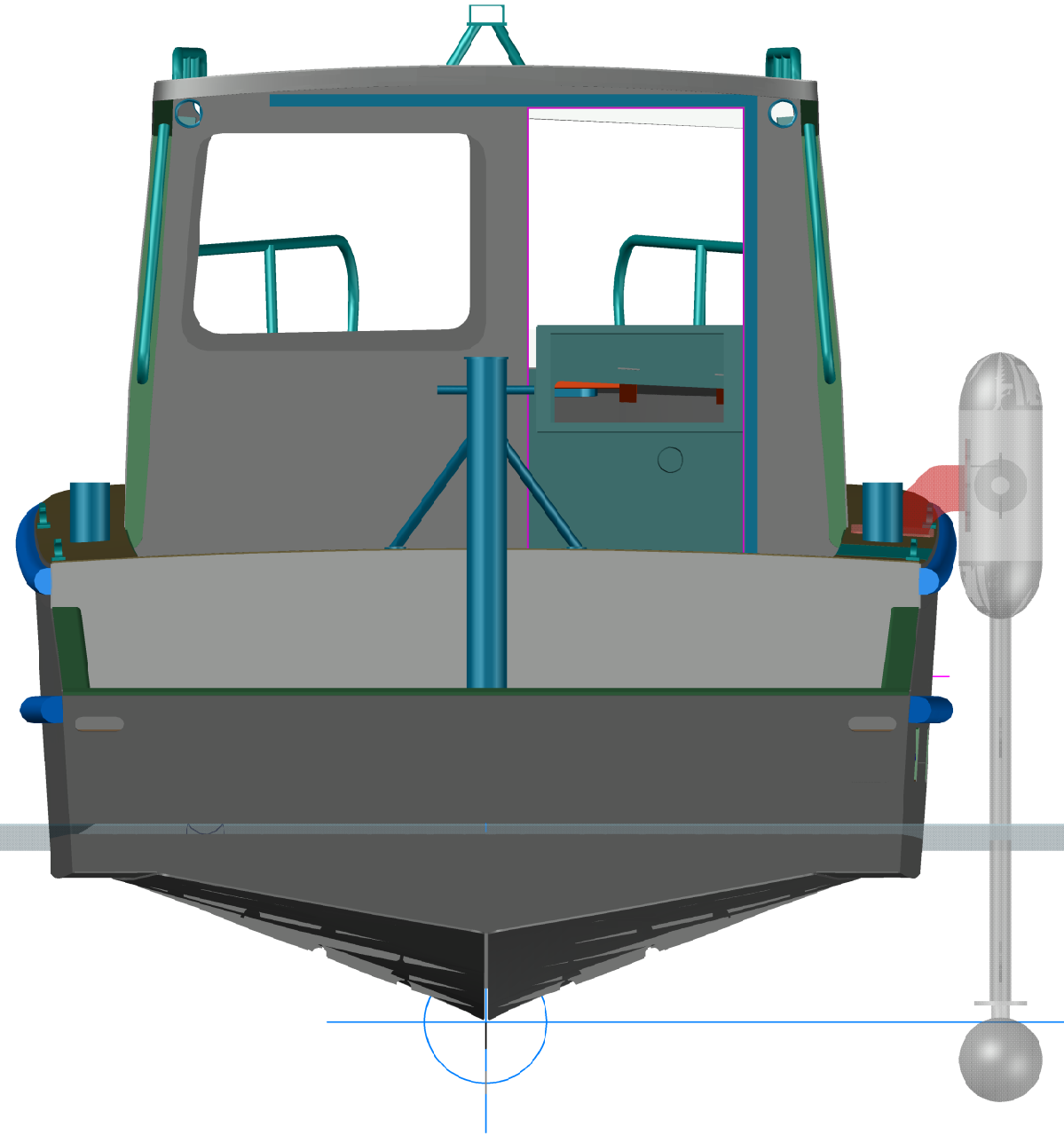
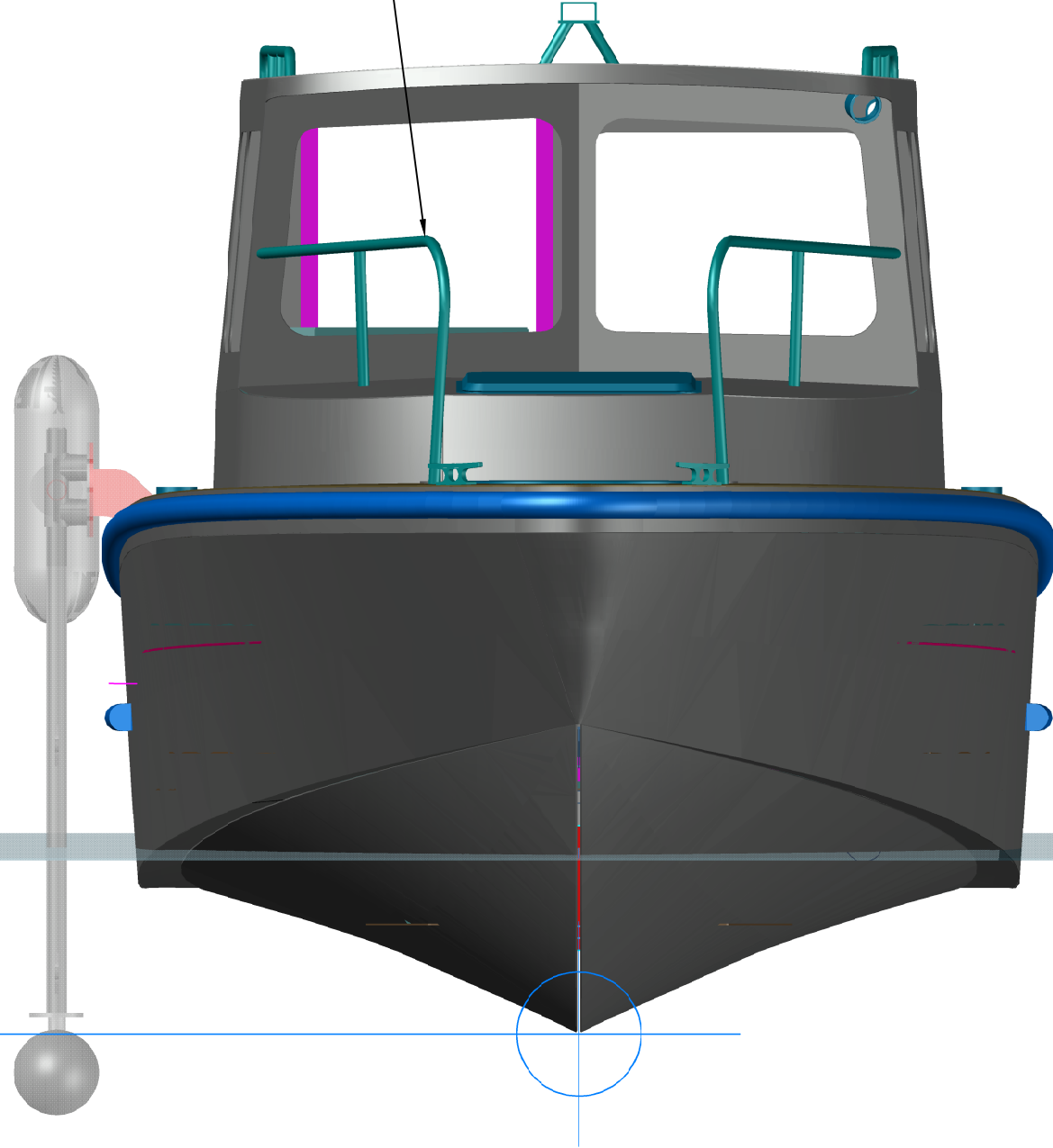


INBOARD PROFILE		
26'7" RV for URI		
SCALE 1/2"=1'	DES/DWN WAL	DATE 5/14/24
Response Marine, Inc. Newburyport, MA, www.responsemarine.com		REV DWG NO. 628-1-1D

This drawing and referenced information represent the intellectual property of Response Marine, Inc. Use, reproduction, or transmittal of drawings and referenced NC part files requires pre-payment of licensing fee to Response Marine, Inc. Construction of each boat and component fabrication are licensed on a per boat basis, and require proof of payment for each unit built, prior to construction. Possession of this drawing and referenced information does not constitute the right to use. Proper boat construction and outfitting requires knowledge and expertise beyond the scope of this, and other, drawings, and this knowledge and expertise is the sole responsibility of the builder.

REV.	DESCRIPTION

Per Customer Conference 5/2/24
Bow Rails to be shifted OB to Sheerline



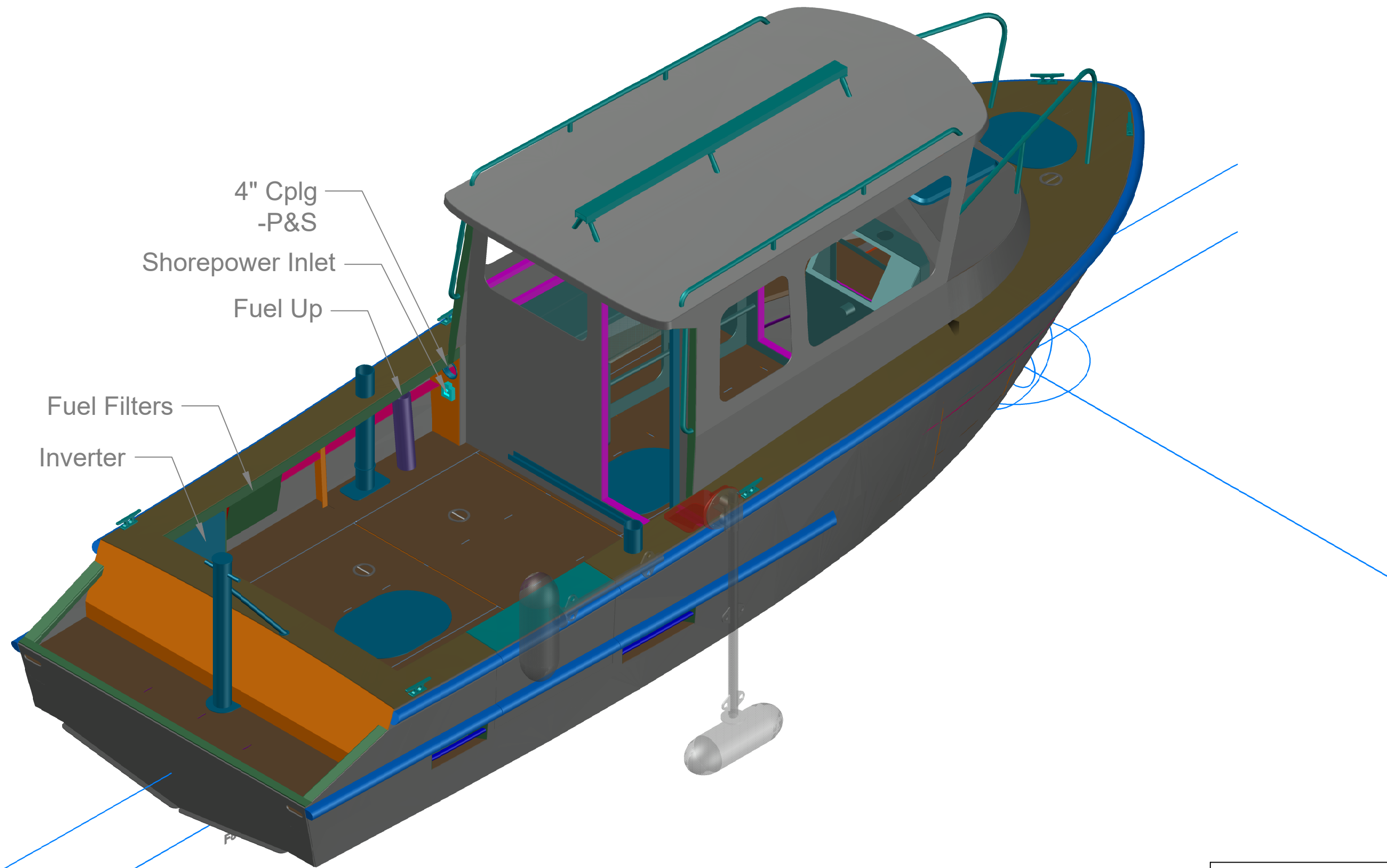
This drawing and referenced information represent the intellectual property of Response Marine, Inc. Use, reproduction, or transmittal of drawings and referenced NC part files requires pre-payment of licensing fee to Response Marine, Inc. Construction of each boat and component fabrication are licensed on a per boat basis, and require proof of payment for each unit built, prior to construction. Possession of this drawing and referenced information does not constitute the right to use. Proper boat construction and outfitting requires knowledge and expertise beyond the scope of this, and other, drawings, and this knowledge and expertise is the sole responsibility of the builder.

REV. DESCRIPTION

BOW & STERN VIEWS
26'7" RV for URI

SCALE NONE	DES/DWN WAL	DATE 5/14/24
---------------	----------------	-----------------


Response Marine, Inc.		REV
Newburyport, MA, www.responsemarine.com		DWG NO. 628-1-2



This drawing and referenced information represent the intellectual property of Response Marine, Inc. Use, reproduction, or transmittal of drawings and referenced NC part files requires pre-payment of licensing fee to Response Marine, Inc. Construction of each boat and component fabrication are licensed on a per boat basis, and require proof of payment for each unit built, prior to construction. Possession of this drawing and referenced information does not constitute the right to use. Proper boat construction and outfitting requires knowledge and expertise beyond the scope of this, and other, drawings, and this knowledge and expertise is the sole responsibility of the builder.

AFT PERSPECTIVE		
26'7" RV for URI		
SCALE NONE	DES/DWN WAL	DATE 5/14/24
Response Marine, Inc.		REV
Newburyport, MA, www.responsemarine.com		DWG NO. 628-1-3

REV.	DESCRIPTION



Per Customer Conference 5/2/24
Bow Rails to be shifted OB to Sheerline

F6

F5

F4

F3

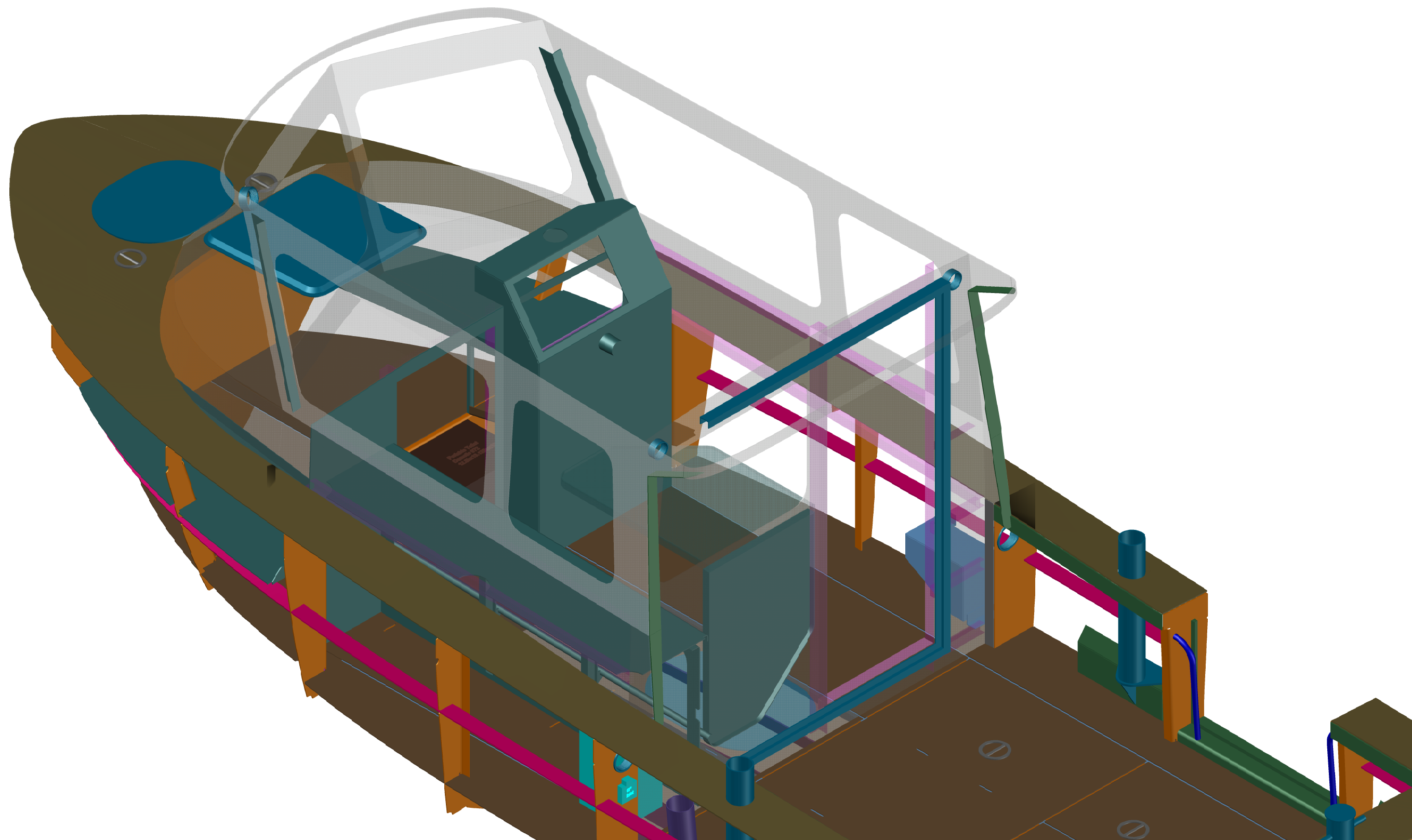
F2

F1

This drawing and referenced information represent the intellectual property of Response Marine, Inc. Use, reproduction, or transmittal of drawings and referenced NC part files requires pre-payment of licensing fee to Response Marine, Inc. Construction of each boat and component fabrication are licensed on a per boat basis, and require proof of payment for each unit built, prior to construction. Possession of this drawing and referenced information does not constitute the right to use. Proper boat construction and outfitting requires knowledge and expertise beyond the scope of this, and other, drawings, and this knowledge and expertise is the sole responsibility of the builder.

REV.	DESCRIPTION

FWD PERSPECTIVE		
26'7" RV for URI		
SCALE NONE	DES/DWN WAL	DATE 5/14/24
Response Marine, Inc. Newburyport, MA, www.responsemarine.com		REV DWG NO. 628-1-4



This drawing and referenced information represent the intellectual property of Response Marine, Inc. Use, reproduction, or transmittal of drawings and referenced NC part files requires pre-payment of licensing fee to Response Marine, Inc. Construction of each boat and component fabrication are licensed on a per boat basis, and require proof of payment for each unit built, prior to construction. Possession of this drawing and referenced information does not constitute the right to use. Proper boat construction and outfitting requires knowledge and expertise beyond the scope of this, and other, drawings, and this knowledge and expertise is the sole responsibility of the builder.

REV.	DESCRIPTION

Cabin Perspective #2		
26'7" RV for URI		
SCALE NONE	DES/DWN WAL	DATE 5/14/24
Response Marine, Inc.		REV
Newburyport, MA, www.responsemarine.com		DWG NO. 628-1-4B